



Lorrie Otto Seeds for Education (SFE) Fund

Dear Friend of Nature:

For years Wild Ones members and chapters have worked with schools and nature centers to plant and maintain natural landscapes in these centers of learning. In 1996, the Wild Ones Board of Directors started the Lorrie Otto Seeds for Education (SFE) Fund to further foster such projects. These grants are awarded annually to eligible applicants with qualified projects.

Lorrie Otto, the inspirational leader for Wild Ones, is widely acknowledged as the heart and soul of the Natural Landscape Movement. It is an honor to provide these awards in a program that carries her name.

Eligible Applicants

Schools, nature centers, and other non-profit and not-for-profit places of learning that focus on educating elementary through high school students in the United States, including houses of worship. These grassroots projects must have a site available for this stewardship project. Grassroots is defined as: developed at the local level with support of volunteers from the community.

Eligible Projects

Project goals should focus on the enhancement and development of an appreciation for nature using native plants. Projects must emphasize involvement of students and volunteers in all phases of development, and increase the educational value of the site. Creativity in design is encouraged, but must show complete and thoughtful planning. The use of, and teaching about, native plants and the native plant community is mandatory, and the native plants must be appropriate to the local ecoregion and the site conditions (soil, water, sunlight). For further information on selection of local ecotype, go to <http://www.for-wild.org/landscap.html> and <http://www.for-wild.org/land/ecotype.html> on the Wild Ones web site. The Project Coordinator should be knowledgeable and committed.

Examples of appropriate projects are:

- Design, establishment and maintenance of a native plant community such as prairie, woodland, wetland, etc., in an educational setting such as an outdoor classroom.
- Developing and maintaining an interpretive trail landscaped with native plant communities.
- Developing a wetland area to study the effect of native vegetation on water-quality improvement.

Eligible Costs

Funds will be provided only for the purchase of native plants and seed for the grant award year. A project budget should show how monies are to be spent. Cash awards range from \$100 to \$500. Successful grants are eligible for partnership with SFE native-plant-nursery partners for discounts on seed, plants, etc.

Resources

[The Wild Ones web site provides information and links to related resources](#) from government agencies, universities, and environmental organizations. It also contains information on [native plant and seed nurseries/propagators](#), and the [Seeds for Education program](#). Wild Ones may also be reached at (877) FYIWILD.

The Wild Ones seven-minute video, "A Tapestry of Learning," is available from our on-line store. Wild Ones produced this video to be used as a promotional tool for the development of school nature areas. Available in CD-ROM format, there is also a variety of other helpful information included on the CD-ROM. Information on the Wild Ones yard sign is also found in the [Wild Ones Store](#).

Publicity

Grant recipients will be required to acknowledge Wild Ones as a funding source in project publicity and printed materials. Click here to download [a sample press release](#) and [another sample press release](#). Details will be provided in the award letter.

Project Report

Grant recipients agree to submit a project report to Wild Ones within one year of the date of the award letter. [Click here to review the Grant Project Report](#). Students and volunteers should be involved with development of the report. The report should document the project, and may use scrapbooks, site plans, photographs, artwork, etc. Details will be provided in the award letter.

Judging Process

SFE judges will evaluate qualified proposals, and Wild Ones will provide cash awards to as many projects as available funds allow, based on the overall rating of all applications.

Annual Calendar of Events

- Midnight, October 15th: Submit completed proposal.
- January 15th following year: Grants reviewed.
- February 15th: Notification to all applicants by e-mail, with check and award letter to follow.
- February 15th one year after award of grant: Submission of final report from grant recipients.

Wild Ones is a not-for-profit organization dedicated to the use of natural landscaping with native plant species as an ecologically better alternative to traditional landscaping practices. Founded in the late 1970's, Wild Ones has members in forty-three states and five provinces of Canada and more than forty chapters. Wild Ones publishes the *Wild Ones Journal*, as well as other written materials, and coordinates the Wild Ones Ecoscaper and Ecospace Programs. Its chapters sponsor seminars and field trips, and rescue native plants from destruction brought about by the development of roads and buildings.

We thank you for your interest. If you have any questions, send an e-mail to SFEapplication@for-wild.org.

Naturally yours,

SFE Committee



Lorrie Otto Seeds for Education (SFE) Fund Grant Application Form

Instructions:

- Read the introductory Letter so you will understand the awards process and eligibility requirements.
- Submit this Grant Application Form **no later than Midnight October 15 in your local time zone.**
- Fill in all required parts of the Grant Application Form. The application will not be able to be submitted if all required questions are not answered. All required questions are outlined in blue. Required application questions which have not been answered completely will be disqualified
- The application will be considered complete only when all sketches or diagrams as requested in #9 and #10 are submitted via e-mail. After clicking the submit button, your e-mail program will open a new e-mail message addressed to SFEApplication@for-wild.org with this form attached. Attach the files requested in questions #9 and #10 to this same e-mail and send. If you find it necessary to e-mail these files separately, use your Organization's Name on the subject line along with "SFE Sketches and Diagrams" and e-mail to SFEApplication@for-wild.org.
- SFE Applications are accepted in this PDF fill-in form ONLY and must be submitted through e-mail. Any applications submitted in any other format will be automatically disqualified.
- It is recommended that enough time is set aside to complete the form in one sitting. This form cannot be saved in Adobe Reader.
- If you have any questions or need further information, please send an e-mail to SFEDirector@for-wild.org.

Name of Person Filling Out This Form:

E-mail Address:

Project Title:

Brief Summary of Project: (No more than a sentence or two)

—

Project Duration From: To:

Total Project Budget:

Amount Budgeted for Native Seeds:

Amount Budgeted for Native Plants:

Amount Requested:

Contact Information for your Organization

Organization Name:

Founded:

Street Address:

City, State and ZIP:

Phone:

Web Site:

I have reviewed the completed application, and support this project wholeheartedly.

(Superintendent, Principal, or Organization Official - this will usually be a representative of the site owner described below)

Approving Official's Name:

Official's Title:

Approving Official's E-mail:

Contact Information for your Project Coordinator

Name:

Title:

Street Address:

City, State and ZIP:

Phone:

E-mail:

Authorization

I understand that awarding of grants and amount of grants shall be subject to the sole discretion of the Wild Ones Lorrie Otto Seeds for Education Program Committee (Committee). I also understand project descriptions become the property of the Committee, and if I am awarded a grant, the Committee shall have the right to supply others with a description of the project and disseminate its underlying concepts and/or ideas. If awarded a grant, I agree to acknowledge this funding source in any project publicity or printed materials, and submit an expense accounting within one year of the date of the award letter. The Committee and sponsors and/or any of its agents, officials, and employees shall assume no responsibility or liability for claims of damage of any kind to property or for claims of injury to any person in connection with a grant. This project is being sponsored by a not-for-profit organization.

Project Coordinator's Name:

Date:

The local Wild Ones Chapter is aware of and supports this project. Go to www.wildones.org/chapters.html for list of Wild Ones Chapters. (Not applicable if there is no local Chapter within a fifty-mile radius.)

Chapter Name:

Officer's Name:

Officer's Title:

Project Description

1. Ecological Description of Project Site

A. Describe soil type, light, and moisture conditions.

—

B. List plant communities and habitats that are appropriate for your site.

C. Describe use of any non-native plant species and reason you are using them.

D. Give an example of birds, insects, mammals, etc. you expect to use the site for shelter, food and/or water.

2. Project Coordinator Qualifications

A. Briefly summarize qualifications of Project Coordinator.

B. If the present Project Coordinator leaves, what will become of the project?

3. Project Planning

A. Who was involved in planning the project design? (If students are involved, include age or grade level.)

B. Who was involved in the research, design, and development of the plant list? (If students are involved, include age or grade level.)

- C. Who was involved in preparing the grant application? (If students are involved, include age or grade level.)

- D. Is the local citizenry supportive of the project? Please explain. For example, have neighbors or others made either in-kind or monetary donations toward the project? Have there been any complaints? Was it necessary to rewrite any landscaping or weed ordinances? Has the local news media publicized the project?

4. Educational Use of Area

- A. How will the project enhance educational use of the area?

- B. Will it be used in school curricula? In what way (lesson plans, student reports, etc.)?

- C. What ecological concepts will be covered?

- D. What will be the demographics such as number, age and intent of people using the project upon completion?

5. Implementation Management and Maintenance

- A. Who was (or will be) involved in the site preparation and seeding/planting? (If students are involved, include age or grade level.)

- B. Describe how the site be prepared in anticipation of planting. Explain what process was used to eradicate weed species.

C. What will be done to control invasive non-native plants from out-competing the native plants in grant project?

D. Who will be responsible for management and maintenance after completion of the project?


6. Site Ownership

A. Who owns the project site? (This will usually be a school district, nature center, house of worship or similar entity.)

B. Describe their commitment to the project.

7. Plant Species

A. Describe what resources were used to develop your list of plants and seeds.

B. Provide native plant and seed budget, including common and Latin names of species, and approximate quantity and costs. The Total field is required. If plant list is longer than fill-in lines show, attach a separate file with this list. (Click on a comment for an example.) 

Common Name	Latin Name	Quantity	Cost Per Item	Total
-------------	------------	----------	---------------	-------

8. Plant Sources

A. List sources from where you anticipate obtaining local genotype seeds and/or plants. Include complete contact information for each source.

—

B. Will your local sources be willing to act as a Wild Ones nursery partner for you project?


9. Description of Project Area as it Currently Exists

Provide sketch or diagram of the entire area you intend to utilize as a nature area as it currently exists including dimensions for site. Show the significant existing natural and human-made features. Be sure your diagram includes scale, and also includes direction points, (North, East, South, West). Note what vegetation, if any will be eliminated. You may also submit photos, but photos would be in addition to the sketches or diagram. (See instructions above to attach image files.) Label sketches, photos, etc as before.

10. Project Design

Provide sketch or diagram of the work plan for the project area. Show or describe the landscape as it will appear when the grant project is completed. Identify the physical structures that will be constructed and vegetation that will be planted. Include scale and directions. (See instructions above to attach image files.) Label sketches, photos, etc, as design plan.

11. Budget

A. List your project budget. This should match totals given on the first page. The Total field is required. If (Click on the comment for an example.) 


Item Description	To Be Done By Whom	Total
------------------	--------------------	-------

—

Total

B. Describe plans for obtaining other funding needed to carry out the project.

12. Time Line

- A. Provide a time line for grant project from point of grant application to grant project completion. (Click on the comment for an example.) 

Time Period Activity

Instructions to Submit your SFE Grant Application

IMPORTANT--Please include your organization's name in the subject line of the e-mail and in the names of the additional files from questions #9 and #10. Click the Submit button below to send the data from this form to Wild Ones. You will be given two choices to e-mail; use your desktop e-mail program such as Outlook, or use an Internet mail program such as Gmail.

If you select to use your desktop e-mail program, this button will open your default e-mail program and have the data from this form attached. Please attach the additional files from questions 9 and 10 to this same email and send.

If you use an Internet e-mail program, please follow the directions that pop up to save the data from this form and then attach this data file (.xml) and the additional files from questions #9 and #10 and send to SFEapplication@for-wild.org

Submit completed application and attachments no later than Midnight, October 15th.